

## PSI-30 / PDI-50

### MAIN FEATURES

The Heavy Duty Type has been designed to move heavy lighting units such as chandeliers in ballrooms, banqueting halls churches and large hotel facilities.

It is suitable for extended lifting distances up to 15m/49ft.



### SPECIFICATION FEATURES

| Model Number                                 | PSI-30                          | PDI-50                          |
|--|---------------------------------|---------------------------------|
| Dimensions (WxDxH) (mm)                      | 209 x 215 x 275.5               | 209 x 215 x 275.5               |
| Unit net weight                              | 8.19 kg / 18 lb                 | 8.44 kg / 18 lb                 |
| Lifting Weight                               | 12 ~30 kg / 26~66 lb            | 15 ~50 kg / 33~110 lb           |
| Maximum lowering distance                    | 15 m / 49 ft                    | 10 m / 32 ft                    |
| Number of wire                               | 1                               | 2                               |
| Wire O.D (mm) SUS304/7x19                    | 2.4mm                           | 2.0mm (x2)                      |
| Operating Voltage and frequency              | 220~240V ± 10% / 50~60Hz        | 220~240V ± 10% / 50~60Hz        |
| Maximum rated current of connected equipment | 16A                             | 16A                             |
| Stand by current (power)                     | 0.15A                           | 0.15A                           |
| Lifter load current in operation             | 1.0A                            | 1.0A                            |
| Type of motor                                | BLDC                            | BLDC                            |
| Ambient temperature                          | -15°C to 60°C                   | -15°C to 60°C                   |
| Lowering/ raising speed (m/min)              | 4.8 ~ 5.0                       | 2.5 ~ 3.0                       |
| Protection category / class                  | IP54                            | IP54                            |
| Number of Circuits                           | Single                          | Single                          |
| Number of Contacts                           | 2 + E                           | 2 + E                           |
| Certification                                | Tested to CSA and UL Standards. | Tested to CSA and UL Standards. |
| Life Expectancy                              | 25 Years                        | 25 Years                        |

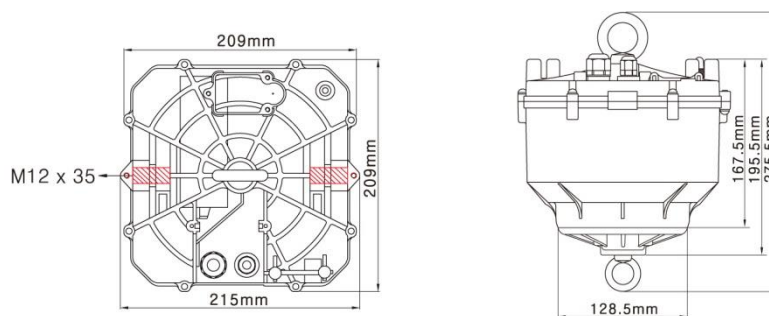
\*Major patents are granted.

\*Please contact local agent for custom orders.

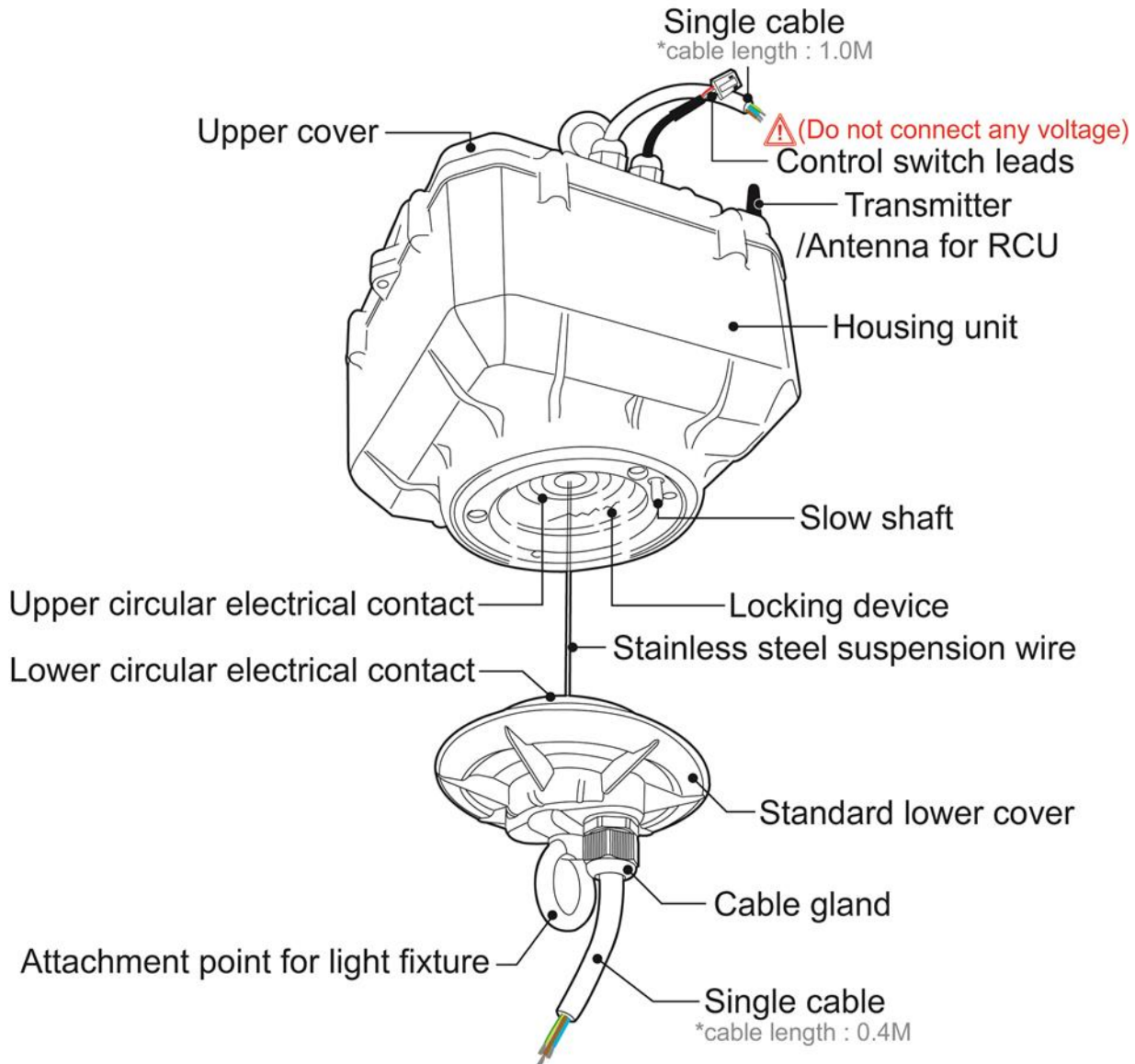
### CERTIFICATION



### DIMENSIONS (STANDARD LIFTER)



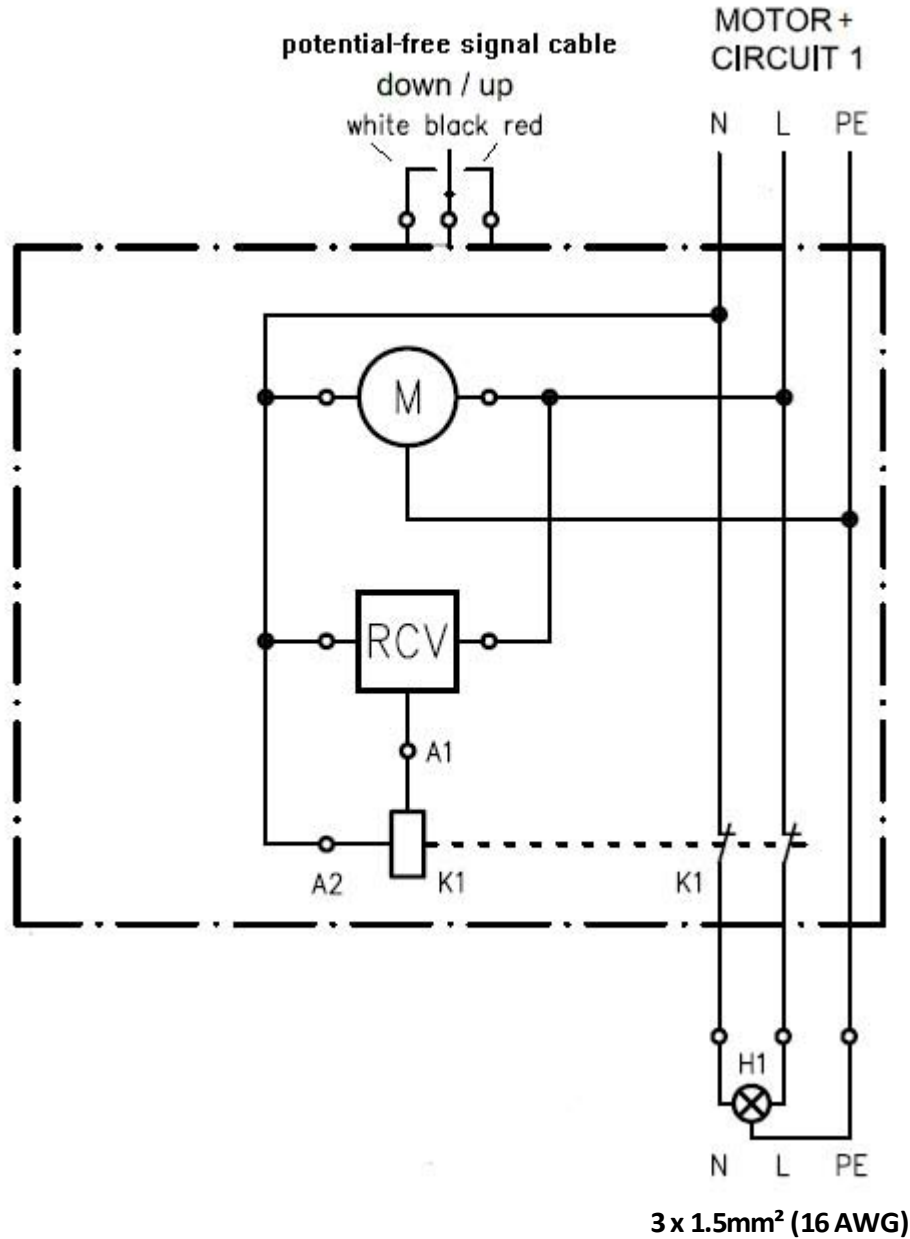
## HEAVY DUTY TYPE



|                               |                           |          |               |         |
|-------------------------------|---------------------------|----------|---------------|---------|
| POWER CABLE MOTOR/LIGHT CABLE | 3C x 1.5 <sup>2</sup> mm  | (16 AWG) | 1m / 3.28ft   | RoHS/LF |
| LIFT COUPLER LIGHT CABLE      | 3C x 1.5 <sup>2</sup> mm  | (16 AWG) | .40m / 1.31ft | RoHS/LF |
| MANUAL CONTROL CABLE          | 3C x 0.75 <sup>2</sup> mm | (20AWG)  | .20m / 0.65ft | R/B/W   |

\*Please contact local agent for custom orders.

**SCHEMATICS - PSI-30 / PDI-50**



\*Please contact local agent for custom orders.